


Womepae kali'na ainapoli kapilipoko **pipa**
J'apprends à dessiner le motif de la grenouille

consignes


GS n°10

1. Ikowaiyo pokoti wiiinonaka (Fais les courbes vers la droite)
2. Ikowaiyo pokoti apowe wiiinonaka (Fais les courbes vers la gauche)
3. Konopo wopapili ika'ko apowe wiiinonaka (Fais des traits obliques partir de la gauche)
4. Konopo wopapili ika'ko apoti wiiinonaka (Fais des traits obliques à partir de la droite)
5. Ikowai yopoko kawo wiiinonaka (Fais des courbes du bas vers le haut)
6. Ikowai yopoko popo wiiinonaka (Fais des courbes du haut vers le bas)
7. 'Yuku emulu' ika'ko (Dessine l'abdomen de la 'fourmi yuku')
8. Ikowaiyo popo wiiinonaka (Fais des courbes vers le bas)
9. Ikowaiyo kawo wiiinonaka (Fais des courbes vers le haut)
10. Ainapo ika'ko (Dessine le motif)




APPOLINAIRE Isabelle : intervenante en langue kali'na
 (Ecole Yanamale – AwalaYalimapo)


RUIZ Corinne : conseillère pédagogique - arts visuels
 MAUREL Didier : conseiller pédagogique - langues
 amérindiennes



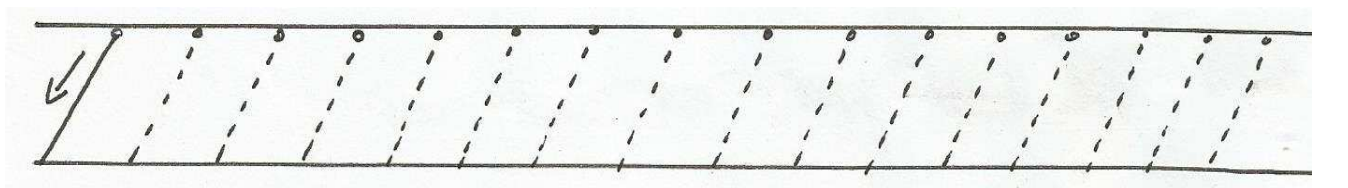
Ikowaiyo poko apoti wiinonaka




Ikowaiyo poko apowe wiinonaka




Konopo wopapili ika'ko apowe wiinonaka




Konopo wopapili ika'ko apoti wiinonaka




Ikowaiyo poko kawo wiinonaka




Ikowaiyo poko popo wiinonaka




« Yuku emulu ika'ko »



Ikowaiyo popo wiinonaka



Ikowaiyo kawo wiinonaka



Ainapo ika'ko

